



# The Bend Motorsports Park

## Round 7 : December 3 - 5



ASBK.COM.AU f t i y

### DUNLOP SUPERSPORT 300 CHAMPIONSHIP

#### Practice 1

Date: 03/12/21  
 Event: P03  
 Weather: Sunny - Temp: 18.5C  
 Track: Dry - Temp: 34.9C

Started at: 09:40:03  
 Laps: 25 Min  
 Starters: 28  
 Printed at: 10:35

### CLASSIFICATION


Pos	No	Name	Machine	Fastest Lap	On Lap	Behind Leader	Behind Prev	Top Speed
1	50	Carter THOMPSON (NSW) / GTR MotoStars Team / RS+C / Motostars / Doctor Mak / YRD / Motul / Pirelli	Yamaha YZF-R3	2:10.068	8 of 9			192
2	69	Archie McDONALD (NSW) / ProGP Racing Junior Team / GB Racing / Bonamici Racing / Signpro / JDS Moto	Yamaha YZF-R3	2:10.682	9 of 10	.614	.614	189
3	59	Tom DRANE (NSW) / Construction Supply Specialists / IC Cons / MD Steel	Yamaha YZF-R3	2:11.168	11 of 11	1.100	.486	190
4	72	Ben BAKER (NSW) / YRD Yamaha / Shoei / SCK / Utech Designs / West Sliders / Maxima Oils	Yamaha YZF-R3	2:11.208	5 of 7	1.140	.040	193
5	3	Cameron DUNKER (NSW) / GTR MotoStars Team / RS+C / Doctor Mak / YRD / Motul / Pirelli	Yamaha YZF-R3	2:11.674	8 of 10	1.606	.466	190
6	11	Brandon DEMMERY (NSW) / Motocity / Mini Rev Heads	Yamaha YZF-R3	2:11.683	7 of 10	1.615	.009	190
7	39	Glenn NELSON (QLD) / Buddys Pest Control / Dynoverks / XXX Suspension / Always Livin	Yamaha YZF-R3	2:12.046	7 of 10	1.978	.363	190
8	36	Angus GREENFELL (VIC) / ABU Engineering/ Peek Visual / Ricondi / Earmold Aust.	Yamaha YZF-R3	2:12.068	4 of 6	2.000	.022	183
9	121	Reece OUGHTRED (VIC) / Moto GC / Dynoverks / Sign Pro / The Jags / LS2 Helmets / Motul / Cykel	Yamaha YZF-R3	2:12.670	5 of 7	2.602	.602	195
10	22	Zackary JOHNSON (VIC) / Johnson Racing Team / Rebuilder / Prebuild Solutions / The Grinning Dingo	Kawasaki Ninja	2:13.024	9 of 9	2.956	.354	188
11	88	Joseph MARINIELLO (VIC) / Traction Control M-sport / Race4James / RST Moto / HJC Helmets	Kawasaki Ninja	2:13.397	9 of 10	3.329	.373	194
12	13	Jordan SIMPSON (SA) / Simpson Crash / Simpson Signs	Yamaha YZF-R3	2:13.410	5 of 9	3.342	.013	184
13	66	Mitchell SIMPSON (SA) / Simpson Crash / Simpson Signs	Yamaha YZF-R3	2:13.429	3 of 8	3.361	.019	188
14	16	James JACOBS (NSW) / X-Lite / Nedlands Studio / Bridgestone / Lucas Oils / EK Chains / Mototrack	Kawasaki Ninja	2:13.746	8 of 10	3.678	.317	195
15	91	Taiyo AKSU (QLD) / Ricondi	Yamaha YZF-R3	2:14.254	8 of 10	4.186	.508	190
16	51	Sam PEZZETTA (SA) / Unitech Racing / Remo Contractors / SA Profiling / AUS Crush & Recycle	Yamaha YZF-R3	2:14.420	10 of 10	4.352	.166	189
17	32	Jai RUSSO (NSW) / Russo Performance / YRD Yamaha / GTR MotoStars / Ricondi / AGV / TCX	Yamaha YZF-R3	2:15.298	7 of 10	5.230	.878	182
18	97	Peter NERLICH (VIC) / Proworx Racing	Kawasaki Ninja	2:15.581	7 of 9	5.513	.283	188
19	63	Clay CLEGG (NSW) / Akubra / Williamson Bros / Mavin Truck Centre / Central West Electrical	Yamaha YZF-R3	2:15.617	8 of 9	5.549	.036	189
20	355	Laura BROWN (NSW) / Bikebiz	Yamaha YZF-R3	2:16.037	1 of 8	5.969	.420	190
21	25	Brodie GAWITH (VIC) / Rocondi / AGV Helmets / TCX	Yamaha YZF-R3	2:16.614	3 of 3	6.546	.577	
22	35	Varis FLEMING (VIC) / MotoGo / Suspension Pro / Taichi / Kit / RTF Building Services / Berwick Thai	Yamaha YZF-R3	2:17.286	8 of 10	7.218	.672	193
23	57	Cooper ROWNTREE (SA) / Anytime Fitness	Yamaha YZF-R3	2:17.396	6 of 9	7.328	.110	183
24	279	Hayden NELSON (NSW)	Yamaha YZF-R3	2:17.843	7 of 9	7.775	.447	181
25	95	Matthew RINDEL (VIC) / Stay Upright / Gears Racing / Mick Hone M-cycles / The Grinning Dingo / Shoei	Yamaha YZF-R3	2:18.262	10 of 10	8.194	.419	192
26	45	Jamie PORT (VIC) / Yamaha / AGV / Pirelli / Motul / Ricondi	Yamaha YZF-R3	2:18.279	10 of 10	8.211	.017	187
27	58	Lucas QUINN (QLD)	Yamaha YZF-R3	2:18.565	4 of 6	8.497	.286	188
28	12	Henry SNELL (QLD) / Ricondi / AGV / TXC	Yamaha YZF-R3	2:19.609	6 of 7	9.541	1.044	187

Current qualifying record for SS300 class - 1:05.536 by Max STAUFFER (NSW) on a Yamaha R3 321 set on 23/03/19

\*\*\* No. 25 (B. GAWITH) - NO TRANSPONDER - TIMED MANUALLY \*\*\*

  
 Chief Timekeeper - Scott Laing

  
 Race Director - Tom Williams

  
 Clerk of Course - Paul Hinds



www.computime.com.au  
 COMPUTIME RACE TIMING SYSTEMS PTY LTD





# The Bend Motorsports Park

## Round 7 : December 3 - 5



ASBK.COM.AU f t i y

### DUNLOP SUPERSPORT 300 CHAMPIONSHIP

#### Practice 1


Date: 03/12/21  
 Event: P03  
 Weather: Sunny - Temp: 18.5C  
 Track: Dry - Temp: 34.9C


Started at: 09:40:03  
 Laps: 25 Min  
 Starters: 28  
 Printed at: 10:35


#### LAP TIMES

No	Name	Lap 1	Lap 2	Lap 3	Lap 4	Lap 5	Lap 6	Lap 7	Lap 8	Lap 9	Lap 10
3	Cameron DUNKER (NSW)	2:16.041	2:14.087	2:14.198	2:14.920	2:12.792	2:14.382	2:14.149	<b>2:11.674</b>	2:18.559	2:16.559
11	Brandon DEMMERY (NSW)	2:18.285	2:14.689	2:13.605	2:12.546	2:12.870	2:12.147	<b>2:11.683</b>	2:39.331	2:56.485	2:14.206
12	Henry SNELL (QLD)	3:12.575	2:22.645	2:22.203	5:26.091	3:08.693	<b>2:19.609</b>	2:19.689			
13	Jordan SIMPSON (SA)	2:17.942	2:15.563	2:15.152	2:15.467	<b>2:13.410</b>	2:14.744	2:20.844	2:14.909	2:24.882	
16	James JACOBS (NSW)	2:18.813	2:16.321	2:14.789	2:14.342	2:15.239	2:14.790	2:13.921	<b>2:13.746</b>	2:23.130	2:50.764
22	Zackary JOHNSON (VIC)	2:15.226	2:13.401	2:22.390	2:59.372	2:14.846	2:13.824	2:25.152	3:49.260	<b>2:13.024</b>	
25	Brodie GAWITH (VIC)	2:18.924	6:52.935	<b>2:16.614</b>							
32	Jai RUSSO (NSW)	2:18.205	2:17.588	2:16.771	2:16.702	2:17.848	2:16.903	<b>2:15.298</b>	2:15.668	2:15.993	2:17.641
35	Varis FLEMING (VIC)	2:17.659	2:19.409	2:17.724	2:17.805	2:17.682	2:18.331	2:17.667	<b>2:17.286</b>	2:18.287	2:17.993
36	Angus GRENFELL (VIC)	2:12.481	2:12.430	2:12.251	<b>2:12.068</b>	2:12.245	3:38.642				
39	Glenn NELSON (QLD)	2:15.637	2:14.120	2:15.799	2:12.995	2:16.204	2:12.199	<b>2:12.046</b>	2:12.948	2:18.562	2:17.016
45	Jamie PORT (VIC)	2:21.161	2:21.197	2:20.123	2:19.920	2:19.591	2:47.236	2:18.850	2:19.350	2:18.849	<b>2:18.279</b>
50	Carter THOMPSON (NSW)	2:12.599	2:10.891	2:14.934	2:24.537	3:51.610	2:11.390	2:11.105	<b>2:10.068</b>	2:13.722	
51	Sam PEZZETTA (SA)	2:15.339	2:17.415	2:15.106	2:15.364	2:15.757	2:15.873	2:15.868	2:14.422	2:14.473	<b>2:14.420</b>
57	Cooper ROWNTREE (SA)	2:20.420	2:19.269	2:20.269	2:17.844	2:19.054	<b>2:17.396</b>	2:18.385	2:18.053	2:30.216	
58	Lucas QUINN (QLD)	2:19.495	2:24.287	2:18.935	<b>2:18.565</b>	2:37.591	2:33.974				
59	Tom DRANE (NSW)	2:13.427	2:12.408	2:11.964	2:13.259	2:13.157	2:12.574	2:27.917	2:18.380	2:11.896	2:11.474
10		<b>2:11.168</b>									
63	Clay CLEGG (NSW)	2:19.510	2:18.600	2:18.031	2:17.348	2:17.907	2:17.942	2:16.525	<b>2:15.617</b>	2:16.439	
66	Mitchell SIMPSON (SA)	2:13.947	2:13.686	<b>2:13.429</b>	2:13.917	2:22.331	3:50.568	2:14.627	2:23.518		
69	Archie McDONALD (NSW)	2:13.121	2:12.560	2:16.894	2:13.076	2:11.624	2:17.698	2:11.367	2:14.586	<b>2:10.682</b>	2:11.047
72	Ben BAKER (NSW)	2:12.837	2:12.018	2:11.654	2:16.365	<b>2:11.208</b>	2:22.213	8:23.683			
88	Joseph MARINIELLO (VIC)	2:19.782	2:16.610	2:16.054	2:28.939	3:10.995	2:16.174	2:15.819	2:15.425	<b>2:13.397</b>	2:13.625
91	Taiyo AKSU (QLD)	2:17.863	2:17.754	2:16.821	2:16.803	2:15.332	2:14.839	2:15.182	<b>2:14.254</b>	2:14.603	2:15.014
95	Matthew RINDEL (VIC)	2:22.819	2:22.513	2:19.775	2:19.010	2:18.722	2:19.598	2:19.466	2:22.737	2:19.537	<b>2:18.262</b>
97	Peter NERLICH (VIC)	2:24.973	2:20.566	2:19.013	2:18.480	2:18.149	2:16.505	<b>2:15.581</b>	2:20.989	2:18.559	
121	Reece OUGHTRED (VIC)	2:15.591	2:14.263	2:14.370	2:14.960	<b>2:12.670</b>	2:15.775	2:12.970			
279	Hayden NELSON (NSW)	2:30.590	2:27.352	2:24.956	2:22.452	2:22.038	2:19.658	<b>2:17.843</b>	2:18.139	2:21.041	
355	Laura BROWN (NSW)	<b>2:16.037</b>	2:57.471	4:49.594	2:16.973	2:17.413	2:16.900	2:25.636	2:45.350		

\*\*\* No. 25 (B. GAWITH) - NO TRANSPONDER - TIMED MANUALLY \*\*\*

  
 Chief Timekeeper - Scott Lang

  
 Race Director - Tom Williams

  
 Clerk of Course - Paul Hinds



[www.computime.com.au](http://www.computime.com.au)  
 COMPUTIME RACE TIMING SYSTEMS PTY LTD





# The Bend Motorsports Park

## Round 7 : December 3 - 5



ASBK.COM.AU f t i y

### DUNLOP SUPERSPORT 300 CHAMPIONSHIP

#### Practice 1

Date: 03/12/21  
 Event: P03  
 Weather: Sunny - Temp: 18.5C  
 Track: Dry - Temp: 34.9C

Started at: 09:40:03  
 Laps: 25 Min  
 Starters: 28  
 Printed at: 10:35

#### SPLIT TIMES

Lap	Split 1	Split 2	Split 3	Split 4	Lap Time	Spd	Lap	Split 1	Split 2	Split 3	Split 4	Lap Time	Spd
<b>3 Cameron DUNKER (NSW) (5th)</b>							6	30.097	<b>36.837</b>	32.911	<b>33.565</b>	<b>2:13.410</b>	184
1	54.169	41.721	35.950	36.206	2:48.046	105	7	<b>30.012</b>	37.246	33.443	34.043	2:14.744	183
2	31.146	37.555	33.268	34.072	2:16.041	185	8	30.397	42.738	33.912	33.797	2:20.844	178
3	30.363	37.191	32.913	33.620	2:14.087	188	9	30.530	37.140	33.006	34.233	2:14.909	179
4	30.101	37.523	33.371	33.203	2:14.198	186	10	30.334	<b>36.837</b>	<b>32.553</b>	45.158	2:24.882 P	177
5	30.952	37.709	32.915	33.344	2:14.920	178	<b>16 James JACOBS (NSW) (14th)</b>						
6	29.837	36.987	32.856	33.112	2:12.792	185	1	1:25.157	40.153	35.868	35.594	3:16.772	126
7	30.287	37.203	33.051	33.841	2:14.382	182	2	31.154	38.675	34.327	34.657	2:18.813	189
8	30.476	36.812	33.424	33.437	2:14.149	180	3	30.290	37.753	34.092	34.186	2:16.321	191
9	<b>29.588</b>	<b>36.761</b>	<b>32.431</b>	<b>32.894</b>	<b>2:11.674</b>	190	4	29.998	37.763	33.352	33.676	2:14.789	191
10	29.607	37.802	34.656	36.494	2:18.559	186	5	30.068	37.593	33.287	33.394	2:14.342	190
11	29.890	38.266	34.059	34.344	2:16.559	184	6	<b>29.719</b>	38.017	33.585	33.918	2:15.239	195
<b>11 Brandon DEMMERY (NSW) (6th)</b>							7	29.852	37.379	33.350	34.209	2:14.790	190
1	1:04.060	44.937	39.645	35.075	3:03.717	115	8	30.098	37.200	33.086	33.537	2:13.921	188
2	31.106	38.342	34.506	34.331	2:18.285	184	9	30.146	<b>37.133</b>	<b>32.894</b>	33.573	<b>2:13.746</b>	190
3	30.219	37.321	33.114	34.035	2:14.689	185	10	30.128	37.271	33.405	42.326	2:23.130 P	188
4	30.119	37.161	32.997	33.328	2:13.605	184	11	1:07.333	37.191	32.926	<b>33.314</b>	2:50.764	84
5	30.084	37.083	<b>32.244</b>	33.135	2:12.546	182	<b>22 Zackary JOHNSON (VIC) (10th)</b>						
6	30.185	36.752	32.801	33.132	2:12.870	185	1	1:29.441	38.576	34.665	35.441	3:18.123	123
7	<b>29.339</b>	36.825	32.673	33.310	2:12.147	190	2	30.205	38.113	33.358	33.550	2:15.226	186
8	29.806	<b>36.689</b>	32.245	<b>32.943</b>	<b>2:11.683</b>	184	3	29.652	37.188	<b>32.356</b>	34.205	2:13.401	188
9	31.644	40.859	35.305	51.523	2:39.331 P	185	4	<b>29.648</b>	<b>36.928</b>	32.937	42.877	2:22.390 P	188
10	1:10.304	38.683	33.485	34.013	2:56.485	83	5	1:13.125	38.771	33.904	33.572	2:59.372	98
11	30.610	37.110	32.769	33.717	2:14.206	181	6	30.154	37.796	33.339	33.557	2:14.846	185
<b>12 Henry SNELL (QLD) (28th)</b>							7	29.739	37.872	32.747	33.466	2:13.824	186
1	1:20.168	40.326	36.114	35.967	3:12.575	62	8	29.983	37.541	32.770	44.858	2:25.152 P	182
2	31.996	39.067	36.228	35.354	2:22.645	185	9	2:04.015	37.431	32.965	34.849	3:49.260	111
3	31.835	39.064	35.718	35.586	2:22.203	182	10	30.314	37.016	32.359	<b>33.335</b>	<b>2:13.024</b>	184
4	31.616	39.003	35.916	3:39.556	5:26.091 P	183	<b>25 Brodie GAWITH (VIC) (21th)</b>						
5	1:18.573	39.405	35.293	35.422	3:08.693	71	1					2:18.924	
6	<b>31.389</b>	38.416	<b>34.660</b>	<b>35.144</b>	<b>2:19.609</b>	182	2					6:52.935	
7	31.415	<b>38.318</b>	34.791	35.165	2:19.689	187	3					<b>2:16.614</b>	
<b>13 Jordan SIMPSON (SA) (12th)</b>							<b>32 Jai RUSSO (NSW) (17th)</b>						
1	1:11.977	38.374	34.372	34.324	2:59.047	108	1	54.320	41.754	36.229	35.886	2:48.189	101
2	30.916	38.112	34.454	34.460	2:17.942	179	2	31.343	38.382	33.870	34.610	2:18.205	180
3	30.419	37.699	33.140	34.305	2:15.563	183	3	30.984	38.049	33.850	34.705	2:17.588	182
4	30.358	37.390	33.440	33.964	2:15.152	179	4	30.883	37.685	34.108	34.095	2:16.771	181
5	30.615	37.737	33.168	33.947	2:15.467	176							

*Scott Laing*  
 Chief Timekeeper - Scott Laing

*Tom Williams*  
 Race Director - Tom Williams

*Paul Hinds*  
 Clerk of Course - Paul Hinds





# The Bend Motorsports Park

## Round 7 : December 3 - 5



ASBK.COM.AU f t i y

### DUNLOP SUPERSPORT 300 CHAMPIONSHIP

#### Practice 1

Date: 03/12/21  
 Event: P03  
 Weather: Sunny - Temp: 18.5C  
 Track: Dry - Temp: 34.9C

Started at: 09:40:03  
 Laps: 25 Min  
 Starters: 28  
 Printed at: 10:35

#### SPLIT TIMES

Lap	Split 1	Split 2	Split 3	Split 4	Lap Time	Spd	Lap	Split 1	Split 2	Split 3	Split 4	Lap Time	Spd
5	30.965	37.887	33.709	34.141	2:16.702	179	11	30.652	37.870	34.236	34.258	2:17.016	179
6	30.552	38.360	34.173	34.763	2:17.848	180							
7	30.585	37.786	34.380	34.152	2:16.903	181	<b>45 Jamie PORT (VIC) (26th)</b>						
8	<b>30.503</b>	37.448	33.327	<b>34.020</b>	<b>2:15.298</b>	181	1	1:04.640	40.668	35.994	35.682	2:56.984	129
9	30.935	<b>37.325</b>	33.339	34.069	2:15.668	181	2	31.637	39.347	35.148	35.029	2:21.161	179
10	30.826	37.396	<b>33.019</b>	34.752	2:15.993	179	3	31.125	39.156	35.460	35.456	2:21.197	182
11	31.172	37.893	34.013	34.563	2:17.641	178	4	31.314	38.672	35.004	35.133	2:20.123	181
							5	31.069	38.939	35.126	34.786	2:19.920	185
							6	30.739	38.547	35.249	35.056	2:19.591	184
<b>35 Varis FLEMING (VIC) (22th)</b>							7	<b>30.444</b>	1:05.943	35.576	35.273	2:47.236	187
1	34.430	38.391	35.091	34.933	2:22.845	130	8	30.949	38.443	34.755	34.703	2:18.850	178
2	<b>30.751</b>	38.010	34.284	34.614	2:17.659	193	9	31.043	38.612	34.714	34.981	2:19.350	180
3	31.748	38.370	34.392	34.899	2:19.409	182	10	31.128	38.520	34.613	34.588	2:18.849	181
4	31.234	37.781	34.331	34.378	2:17.724	188	11	30.966	<b>38.244</b>	<b>34.482</b>	<b>34.587</b>	<b>2:18.279</b>	182
5	31.175	38.106	34.204	34.320	2:17.805	185							
6	31.211	<b>37.682</b>	34.225	34.564	2:17.682	182	<b>50 Carter THOMPSON (NSW) (1st)</b>						
7	31.068	37.693	34.282	35.288	2:18.331	186	1	1:37.014	37.447	32.348	33.378	3:20.187	132
8	31.592	37.902	34.139	<b>34.034</b>	2:17.667	182	2	29.748	36.835	32.494	33.522	2:12.599	184
9	31.236	37.811	<b>33.734</b>	34.505	<b>2:17.286</b>	193	3	29.663	<b>36.344</b>	32.180	32.704	2:10.891	182
10	31.765	38.023	34.270	34.229	2:18.287	187	4	29.477	39.944	32.396	33.117	2:14.934	188
11	31.872	37.958	34.038	34.125	2:17.993	182	5	<b>29.322</b>	37.057	32.839	45.319	2:24.537 P	192
							6	2:09.180	36.793	32.528	33.109	3:51.610	124
<b>36 Angus GRENFELL (VIC) (8th)</b>							7	29.445	36.796	32.414	32.735	2:11.390	187
1	33.371	38.172	35.224	34.758	2:21.525	113	8	29.720	36.461	31.887	33.037	2:11.105	183
2	29.706	36.771	32.621	33.383	2:12.481	183	9	29.586	36.427	<b>31.610</b>	<b>32.445</b>	<b>2:10.068</b>	185
3	30.159	36.529	32.486	33.256	2:12.430	179	10	31.205	37.061	32.300	33.156	2:13.722	190
4	29.960	36.665	<b>32.447</b>	33.179	2:12.251	181							
5	30.131	36.465	32.514	<b>32.958</b>	<b>2:12.068</b>	180	<b>51 Sam PEZZETTA (SA) (16th)</b>						
6	29.881	36.489	32.597	33.278	2:12.245	179	1	41.091	38.196	33.943	34.076	2:27.306	128
7	<b>29.662</b>	<b>36.457</b>	2:32.523		3:38.642 P	182	2	30.360	37.527	33.584	33.868	2:15.339	184
							3	30.698	37.899	34.052	34.766	2:17.415	187
<b>39 Glenn NELSON (QLD) (7th)</b>							4	<b>29.956</b>	37.721	33.588	33.841	2:15.106	189
1	58.255	38.160	37.302	34.404	2:48.121	117	5	30.378	37.534	33.516	33.936	2:15.364	182
2	30.604	37.428	33.571	34.034	2:15.637	183	6	30.356	37.506	33.767	34.128	2:15.757	182
3	30.413	36.921	33.046	33.740	2:14.120	182	7	30.157	37.602	33.917	34.197	2:15.873	183
4	30.637	37.827	33.821	33.514	2:15.799	176	8	30.588	37.708	33.431	34.141	2:15.868	182
5	29.884	36.949	32.874	33.288	2:12.995	188	9	30.250	37.197	33.170	33.805	2:14.422	184
6	30.167	38.597	33.731	33.709	2:16.204	181	10	30.535	<b>37.171</b>	33.055	33.712	2:14.473	183
7	29.896	36.741	<b>32.513</b>	<b>33.049</b>	2:12.199	187	11	30.500	37.243	<b>33.029</b>	<b>33.648</b>	<b>2:14.420</b>	185
8	<b>29.510</b>	36.584	32.678	33.274	<b>2:12.046</b>	190							
9	29.642	<b>36.564</b>	32.789	33.953	2:12.948	186	<b>57 Cooper ROWNTREE (SA) (23th)</b>						
10	30.790	37.004	34.268	36.500	2:18.562	179							

*Scott Laing*  
 Chief Timekeeper - Scott Laing

*Tom Williams*  
 Race Director - Tom Williams

*Paul Hinds*  
 Clerk of Course - Paul Hinds





# The Bend Motorsports Park

## Round 7 : December 3 - 5



ASBK.COM.AU f t i y

### DUNLOP SUPERSPORT 300 CHAMPIONSHIP

#### Practice 1

Date: 03/12/21  
 Event: P03  
 Weather: Sunny - Temp: 18.5C  
 Track: Dry - Temp: 34.9C

Started at: 09:40:03  
 Laps: 25 Min  
 Starters: 28  
 Printed at: 10:35

#### SPLIT TIMES

Lap	Split 1	Split 2	Split 3	Split 4	Lap Time	Spd	Lap	Split 1	Split 2	Split 3	Split 4	Lap Time	Spd
1	1:11.669	39.831	35.280	35.170	3:01.950	121	7	30.785	38.072	34.327	34.758	2:17.942	186
2	31.800	38.921	34.702	34.997	2:20.420	177	8	30.696	38.109	33.983	<b>33.737</b>	2:16.525	184
3	<b>30.633</b>	39.436	34.377	34.823	2:19.269	182	9	<b>30.444</b>	<b>37.533</b>	<b>33.592</b>	34.048	<b>2:15.617</b>	185
4	31.344	38.632	35.417	34.876	2:20.269	177	10	30.668	37.624	33.841	34.306	2:16.439	183
5	31.229	38.394	33.943	34.278	2:17.844	175							
6	30.746	38.549	35.144	34.615	2:19.054	182	<b>66 Mitchell SIMPSON (SA) (13th)</b>						
7	30.819	<b>37.987</b>	34.229	34.361	<b>2:17.396</b>	183	1	1:11.622	37.768	34.988	33.963	2:58.341	108
8	30.951	38.724	34.369	34.341	2:18.385	174	2	30.573	37.215	<b>32.807</b>	33.352	2:13.947	179
9	31.840	38.355	<b>33.843</b>	<b>34.015</b>	2:18.053	175	3	30.094	36.996	32.943	33.653	2:13.686	180
10	30.812	38.486	34.752	46.166	2:30.216 P	176	4	30.074	<b>36.982</b>	33.123	<b>33.250</b>	<b>2:13.429</b>	181
							5	30.242	37.046	32.909	33.720	2:13.917	179
							6	30.202	37.005	33.103	42.021	2:22.331 P	179
<b>58 Lucas QUINN (QLD) (27th)</b>							7	2:07.021	36.999	33.252	33.296	3:50.568	120
1	1:30.903	40.296	35.094	34.933	3:21.226	125	8	<b>29.987</b>	37.081	33.436	34.123	2:14.627	188
2	31.061	38.876	34.037	35.521	2:19.495	185	9	30.535	37.538	33.122	42.323	2:23.518 P	188
3	31.068	43.322	34.525	35.372	2:24.287	183							
4	<b>30.488</b>	38.754	34.699	<b>34.994</b>	2:18.935	185	<b>69 Archie McDONALD (NSW) (2nd)</b>						
5	30.730	<b>38.464</b>	34.136	35.235	<b>2:18.565</b>	188	1	1:23.302	41.088	36.808	35.285	3:16.483	91
6	33.761	46.196	39.764	37.870	2:37.591	186	2	30.460	37.267	32.372	33.022	2:13.121	186
7	32.068	40.111	<b>33.878</b>	47.917	2:33.974 P	181	3	30.128	36.764	32.742	32.926	2:12.560	179
							4	31.297	36.955	33.602	35.040	2:16.894	189
<b>59 Tom DRANE (NSW) (3rd)</b>							5	29.469	36.775	33.308	33.524	2:13.076	186
1	33.250	38.122	35.217	34.790	2:21.379	108	6	29.568	36.655	32.431	32.970	2:11.624	182
2	30.559	36.981	32.674	33.213	2:13.427	183	7	29.601	39.192	34.489	34.416	2:17.698	182
3	29.967	36.801	32.459	33.181	2:12.408	187	8	29.653	36.827	32.143	<b>32.744</b>	2:11.367	181
4	29.625	36.835	32.531	32.973	2:11.964	188	9	30.360	37.193	32.833	34.200	2:14.586	184
5	<b>29.432</b>	37.842	32.986	32.999	2:13.259	190	10	<b>29.275</b>	36.651	<b>31.828</b>	32.928	<b>2:10.682</b>	184
6	29.997	36.644	32.958	33.558	2:13.157	185	11	29.629	<b>36.635</b>	32.023	32.760	2:11.047	179
7	29.617	36.619	32.814	33.524	2:12.574	186	<b>72 Ben BAKER (NSW) (4th)</b>						
8	32.005	43.644	35.671	36.597	2:27.917	183	1	1:28.001	39.387	34.961	39.433	3:21.782	107
9	31.230	39.099	33.877	34.174	2:18.380	186	2	29.458	36.714	33.071	33.594	2:12.837	193
10	30.039	36.543	32.380	32.934	2:11.896	186	3	29.737	36.309	32.718	33.254	2:12.018	188
11	29.511	36.703	32.322	32.938	2:11.474	187	4	<b>29.365</b>	36.308	32.994	32.987	2:11.654	189
12	29.701	<b>36.446</b>	<b>32.236</b>	<b>32.785</b>	<b>2:11.168</b>	182	5	29.917	37.440	32.663	36.345	2:16.365	186
<b>63 Clay CLEGG (NSW) (19th)</b>							6	29.578	<b>36.228</b>	<b>32.456</b>	<b>32.946</b>	<b>2:11.208</b>	186
1	33.721	38.537	35.006	35.057	2:22.321	120	7	29.428	36.557	34.685	41.543	2:22.213 P	188
2	31.692	38.550	34.806	34.462	2:19.510	183	8	6:32.672	39.310	35.304	36.397	8:23.683	116
3	31.013	38.226	34.631	34.730	2:18.600	179							
4	30.889	38.319	34.283	34.540	2:18.031	189	<b>88 Joseph MARINIELLO (VIC) (11th)</b>						
5	30.834	38.157	34.012	34.345	2:17.348	179	1	1:22.571	41.413	36.202	36.118	3:16.304	130
6	31.169	38.030	34.257	34.451	2:17.907	185							

*Scott Laing*  
 Chief Timekeeper - Scott Laing

*Tom Williams*  
 Race Director - Tom Williams

*Paul Hinds*  
 Clerk of Course - Paul Hinds





# The Bend Motorsports Park

## Round 7 : December 3 - 5



ASBK.COM.AU f t i y

### DUNLOP SUPERSPORT 300 CHAMPIONSHIP

#### Practice 1

Date: 03/12/21  
 Event: P03  
 Weather: Sunny - Temp: 18.5C  
 Track: Dry - Temp: 34.9C

Started at: 09:40:03  
 Laps: 25 Min  
 Starters: 28  
 Printed at: 10:35

#### SPLIT TIMES

Lap	Split 1	Split 2	Split 3	Split 4	Lap Time	Spd	Lap	Split 1	Split 2	Split 3	Split 4	Lap Time	Spd
2	31.341	38.648	34.959	34.834	2:19.782	186	4	31.014	38.931	34.320	34.748	2:19.013	184
3	30.218	37.850	34.189	34.353	2:16.610	194	5	31.090	38.710	34.014	34.666	2:18.480	182
4	30.093	38.256	33.497	34.208	2:16.054	193	6	30.802	38.324	34.189	34.834	2:18.149	184
5	30.144	37.811	34.339	46.645	2:28.939 P	188	7	30.424	38.530	<b>33.614</b>	<b>33.937</b>	2:16.505	187
6	1:23.735	38.518	34.015	34.727	3:10.995	78	8	<b>30.004</b>	<b>37.624</b>	33.837	34.116	<b>2:15.581</b>	188
7	30.401	38.065	33.512	34.196	2:16.174	187	9	31.572	40.276	34.339	34.802	2:20.989	185
8	30.323	37.691	33.660	34.145	2:15.819	186	10	30.564	38.601	34.509	34.885	2:18.559	183
9	30.564	37.530	33.636	33.695	2:15.425	188							
10	30.222	36.994	<b>32.732</b>	<b>33.449</b>	<b>2:13.397</b>	183	<b>121 Reece OUGHTRED (VIC) (9th)</b>						
11	<b>29.809</b>	<b>36.879</b>	33.017	33.920	2:13.625	188	1	59.916	37.245	37.317	34.143	2:48.621	124
							2	31.039	37.318	33.274	33.960	2:15.591	179
							3	31.183	<b>36.752</b>	32.998	33.330	2:14.263	168
<b>91 Taiyo AKSU (QLD) (15th)</b>							4	29.926	37.751	33.306	33.387	2:14.370	188
1	34.914	38.579	34.689	35.093	2:23.275	128	5	30.629	37.815	32.965	33.551	2:14.960	182
2	30.863	38.569	34.052	34.379	2:17.863	190	6	29.894	36.915	32.776	33.085	<b>2:12.670</b>	187
3	31.047	38.091	34.002	34.614	2:17.754	184	7	30.524	39.470	32.840	<b>32.941</b>	2:15.775	180
4	30.846	37.859	34.024	34.092	2:16.821	182	8	<b>29.688</b>	36.872	<b>32.624</b>	33.786	2:12.970	188
5	31.212	38.060	33.520	34.011	2:16.803	185							
6	30.357	37.654	33.307	34.014	2:15.332	181	<b>279 Hayden NELSON (NSW) (24th)</b>						
7	30.062	37.213	33.475	34.089	2:14.839	184	1	1:36.247	46.405	39.977	39.157	3:41.786	108
8	30.176	37.806	33.366	33.834	2:15.182	186	2	33.418	42.248	36.604	38.320	2:30.590	174
9	<b>29.930</b>	37.199	33.103	34.022	<b>2:14.254</b>	188	3	32.600	41.407	36.313	37.032	2:27.352	176
10	30.089	<b>37.180</b>	33.307	34.027	2:14.603	183	4	32.197	40.374	35.936	36.449	2:24.956	177
11	30.798	37.617	<b>33.019</b>	<b>33.580</b>	2:15.014	183	5	32.152	39.635	35.288	35.377	2:22.452	176
							6	31.385	39.111	35.291	36.251	2:22.038	180
<b>95 Matthew RINDEL (VIC) (25th)</b>							7	31.351	38.685	34.689	34.933	2:19.658	179
1	1:26.856	40.405	36.048	35.284	3:18.593	123	8	30.966	38.257	<b>33.972</b>	<b>34.648</b>	<b>2:17.843</b>	179
2	31.087	39.134	<b>34.278</b>	38.320	2:22.819	187	9	<b>30.881</b>	<b>38.144</b>	34.075	35.039	2:18.139	181
3	31.078	40.032	34.672	36.731	2:22.513	192	10	31.593	39.920	34.437	35.091	2:21.041	176
4	31.105	38.828	34.906	34.936	2:19.775	187							
5	31.315	38.898	34.331	34.466	2:19.010	185	<b>355 Laura BROWN (NSW) (20th)</b>						
6	<b>30.928</b>	38.741	34.352	34.701	2:18.722	188	1	1:12.445	39.290	34.278	34.403	3:00.416	112
7	31.056	39.568	34.551	34.423	2:19.598	188	2	30.294	<b>37.746</b>	33.726	34.271	<b>2:16.037</b>	188
8	31.136	38.975	34.525	34.830	2:19.466	185	3	30.211	46.350	48.230	52.680	2:57.471 P	185
9	31.774	39.356	35.488	36.119	2:22.737	188	4	3:02.790	38.608	34.004	34.192	4:49.594	99
10	31.484	39.085	34.472	34.496	2:19.537	184	5	30.616	37.767	33.851	34.739	2:16.973	186
11	31.083	<b>38.363</b>	34.496	<b>34.320</b>	<b>2:18.262</b>	185	6	30.225	38.316	34.004	34.868	2:17.413	190
							7	<b>29.937</b>	37.876	33.707	35.380	2:16.900	187
<b>97 Peter NERLICH (VIC) (18th)</b>							8	31.157	39.450	33.745	41.284	2:25.636 P	188
1	1:43.553	42.998	37.293	36.937	3:40.781	121	9	1:00.179	37.876	<b>33.309</b>	<b>33.986</b>	2:45.350	125
2	32.529	41.136	35.391	35.917	2:24.973	181							
3	31.061	39.592	34.648	35.265	2:20.566	183							

\*\*\* No. 25 (B. GAWITH) - NO TRANSPONDER - TIMED MANUALLY \*\*\*

*Scott Laing*  
 Chief Timekeeper - Scott Laing

*Tom Williams*  
 Race Director - Tom Williams

*Paul Hinds*  
 Clerk of Course - Paul Hinds



www.computime.com.au  
 COMPUTIME RACE TIMING SYSTEMS PTY LTD





# The Bend Motorsports Park

## Round 7 : December 3 - 5



ASBK.COM.AU f t i y

### DUNLOP SUPERSPORT 300 CHAMPIONSHIP

#### Practice 1


Date: 03/12/21  
Event: P03  
Weather: Sunny - Temp: 18.5C  
Track: Dry - Temp: 34.9C


Started at: 09:40:03  
Laps: 25 Min  
Starters: 28  
Printed at: 10:35


#### FASTEST LAPS SEQUENCE

Race Time	No	Name	Machine	Fastest Lap	On Lap
4:34.006	36	Angus GRENFELL (VIC)	Yamaha YZF-R3	2:12.481	1
6:46.436	36	Angus GRENFELL (VIC)	Yamaha YZF-R3	2:12.430	2
6:47.214	59	Tom DRANE (NSW)	Yamaha YZF-R3	2:12.408	2
7:43.677	50	Carter THOMPSON (NSW)	Yamaha YZF-R3	2:10.891	2
22:47.321	50	Carter THOMPSON (NSW)	Yamaha YZF-R3	2:10.068	8

\*\*\* No. 25 (B. GAWITH) - NO TRANSPONDER - TIMED MANUALLY \*\*\*

  
Chief Timekeeper - Scott Lang

  
Race Director - Tom Williams

  
Clerk of Course - Paul Hinds



[www.computime.com.au](http://www.computime.com.au)  
COMPUTIME RACE TIMING SYSTEMS PTY LTD





# The Bend Motorsports Park

## Round 7 : December 3 - 5



ASBK.COM.AU f t i y

### DUNLOP SUPERSPORT 300 CHAMPIONSHIP

#### Practice 1


Date: 03/12/21  
 Event: P03  
 Weather: Sunny - Temp: 18.5C  
 Track: Dry - Temp: 34.9C


Started at: 09:40:03  
 Laps: 25 Min  
 Starters: 28  
 Printed at: 10:35


#### BEST PARTIAL TIMES

Pos	Split 1		Split 2		Split 3		Split 4		LAP		Ideal	Fastest
	Name	Time	Name	Time	Name	Time	Name	Time	Name	Time		
1	A. McDONALD	29.275	B. BAKER	36.228	C. THOMPSON	31.610	C. THOMPSON	32.445	C. THOMPSON	2:09.721	2:10.068	
2	C. THOMPSON	29.322	C. THOMPSON	36.344	A. McDONALD	31.828	A. McDONALD	32.744	A. McDONALD	2:10.482	2:10.682	
3	B. DEMMERY	29.339	T. DRANE	36.446	T. DRANE	32.236	T. DRANE	32.785	T. DRANE	2:10.899	2:11.168	
4	B. BAKER	29.365	A. GRENFELL	36.457	B. DEMMERY	32.244	C. DUNKER	32.894	B. BAKER	2:10.995	2:11.208	
5	T. DRANE	29.432	G. NELSON	36.564	Z. JOHNSON	32.356	R. OUGHTRE	32.941	B. DEMMERY	2:11.215	2:11.683	
6	G. NELSON	29.510	A. McDONALD	36.635	C. DUNKER	32.431	B. DEMMERY	32.943	A. GRENFELL	2:11.524	2:12.068	
7	C. DUNKER	29.588	B. DEMMERY	36.689	A. GRENFELL	32.447	B. BAKER	32.946	G. NELSON	2:11.636	2:12.046	
8	Z. JOHNSON	29.648	R. OUGHTRE	36.752	B. BAKER	32.456	A. GRENFELL	32.958	C. DUNKER	2:11.674	2:11.674	
9	A. GRENFELL	29.662	C. DUNKER	36.761	G. NELSON	32.513	G. NELSON	33.049	R. OUGHTRE	2:12.005	2:12.670	
10	R. OUGHTRE	29.688	J. SIMPSON	36.837	J. SIMPSON	32.553	M. SIMPSON	33.250	Z. JOHNSON	2:12.267	2:13.024	
11	J. JACOBS	29.719	J. MARINIELL	36.879	R. OUGHTRE	32.624	J. JACOBS	33.314	J. MARINIELL	2:12.869	2:13.397	
12	J. MARINIELL	29.809	Z. JOHNSON	36.928	J. MARINIELL	32.732	Z. JOHNSON	33.335	J. SIMPSON	2:12.967	2:13.410	
13	T. AKSU	29.930	M. SIMPSON	36.982	M. SIMPSON	32.807	J. MARINIELL	33.449	M. SIMPSON	2:13.026	2:13.429	
14	L. BROWN	29.937	J. JACOBS	37.133	J. JACOBS	32.894	J. SIMPSON	33.565	J. JACOBS	2:13.060	2:13.746	
15	S. PEZZETTA	29.956	S. PEZZETTA	37.171	T. AKSU	33.019	T. AKSU	33.580	T. AKSU	2:13.709	2:14.254	
16	M. SIMPSON	29.987	T. AKSU	37.180	J. RUSSO	33.019	S. PEZZETTA	33.648	S. PEZZETTA	2:13.804	2:14.420	
17	P. NERLICH	30.004	J. RUSSO	37.325	S. PEZZETTA	33.029	C. CLEGG	33.737	J. RUSSO	2:14.867	2:15.298	
18	J. SIMPSON	30.012	C. CLEGG	37.533	L. BROWN	33.309	P. NERLICH	33.937	L. BROWN	2:14.978	2:16.037	
19	J. PORT	30.444	P. NERLICH	37.624	C. CLEGG	33.592	L. BROWN	33.986	P. NERLICH	2:15.179	2:15.581	
20	C. CLEGG	30.444	V. FLEMING	37.682	P. NERLICH	33.614	C. ROWNTRE	34.015	C. CLEGG	2:15.306	2:15.617	
21	L. QUINN	30.488	L. BROWN	37.746	V. FLEMING	33.734	J. RUSSO	34.020	V. FLEMING	2:16.201	2:17.286	
22	J. RUSSO	30.503	C. ROWNTRE	37.987	C. ROWNTRE	33.843	V. FLEMING	34.034	C. ROWNTRE	2:16.478	2:17.396	
23	C. ROWNTRE	30.633	H. NELSON	38.144	L. QUINN	33.878	M. RINDEL	34.320	H. NELSON	2:17.645	2:17.843	
24	V. FLEMING	30.751	J. PORT	38.244	H. NELSON	33.972	J. PORT	34.587	J. PORT	2:17.757	2:18.279	
25	H. NELSON	30.881	H. SNELL	38.318	M. RINDEL	34.278	H. NELSON	34.648	L. QUINN	2:17.824	2:18.565	
26	M. RINDEL	30.928	M. RINDEL	38.363	J. PORT	34.482	L. QUINN	34.994	M. RINDEL	2:17.889	2:18.262	
27	H. SNELL	31.389	L. QUINN	38.464	H. SNELL	34.660	H. SNELL	35.144	H. SNELL	2:19.511	2:19.609	
28									B. GAWITH		2:16.614	

\*\*\* No. 25 (B. GAWITH) - NO TRANSPONDER - TIMED MANUALLY \*\*\*

  
 Chief Timekeeper - Scott Lang

  
 Race Director - Tom Williams

  
 Clerk of Course - Paul Hinds



www.computime.com.au  
 COMPUTIME RACE TIMING SYSTEMS PTY LTD







# The Bend Motorsports Park Round 7 : December 3 - 5



ASBK.COM.AU f t i y

## DUNLOP SUPERSPORT 300 CHAMPIONSHIP

### Practice 1

Date: 03/12/21  
Event: P03  
Weather: Sunny - Temp: 18.5C  
Track: Dry - Temp: 34.9C

Started at: 09:40:03  
Laps: 25 Min  
Starters: 28  
Printed at: 10:35

### RACE INFORMATION

Time	Description
09:40:03	Event Start
10:05:04	Chequered Flag
10:08:17	Event Finish

\*\*\* No. 25 (B. GAWITH) - NO TRANSPONDER - TIMED MANUALLY \*\*\*

Chief Timekeeper - Scott Lang

Race Director - Tom Williams

Clerk of Course - Paul Hinds



[www.computime.com.au](http://www.computime.com.au)  
COMPUTIME RACE TIMING SYSTEMS PTY LTD

